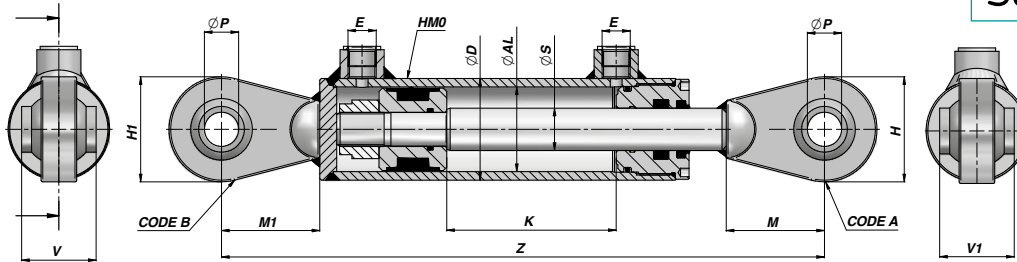
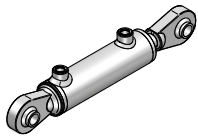


HM1

CILINDRO DOPPIO EFFETTO STANDARD CON ATTACCHI  
DOUBLE ACTING CYLINDER WITH ENDS

Series M250

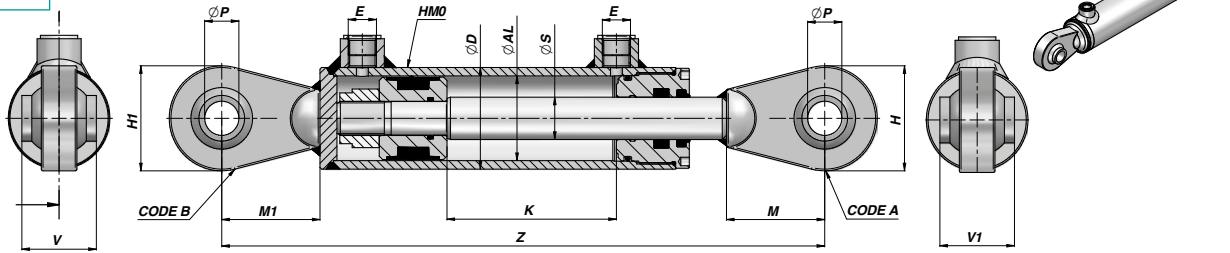


Codice Code	K	Z	kg	E BSP	ØP	H	V	M	H1	V1	M1	Code A	Code B	Codice Code	K	Z	kg	
<b>ØD 42 ØAL 32 ØS 20</b>																		
HM1032200050	50	275	1,84															
HM1032200100	100	325	2,18															
HM1032200150	150	375	2,53															
HM1032200200	200	425	2,88															
HM1032200250	250	475	3,24															
HM1032200300	300	525	3,58															
HM1032200400	400	625	4,28															
HM1032200500	500	725	4,98															
<b>ØD 50 ØAL 40 ØS 20</b>															<b>ØD 50 ØAL 40 ØS 25</b>			
HM11200100	100	350	2,84											HM11250100	100	350	3,03	
HM11200150	150	400	3,24											HM11250150	150	400	3,50	
HM11200200	200	450	3,64											HM11250200	200	450	3,96	
HM11200250	250	500	4,04											HM11250250	250	500	4,43	
HM11200300	300	550	4,46											HM11250300	300	550	4,90	
HM11200350	350	600	4,86											HM11250350	350	600	5,37	
HM11200400	400	650	5,26											HM11250400	400	650	5,84	
HM11200450	450	700	5,66											HM11250450	450	700	6,31	
HM11200500	500	750	6,06											HM11250500	500	750	6,78	
														HM11250550	550	800	7,25	
														HM11250600	600	850	7,71	
<b>ØD 60 ØAL 50 ØS 25</b>														<b>ØD 60 ØAL 50 ØS 30</b>				
HM12250100	100	356	4,83											HM12300100	100	356	5,06	
HM12250150	150	406	5,38											HM12300150	150	406	5,68	
HM12250200	200	456	5,91											HM12300200	200	456	6,29	
HM12250250	250	506	6,44											HM12300250	250	506	6,91	
HM12250300	300	556	6,97											HM12300300	300	556	7,53	
HM12250350	350	606	7,50											HM12300350	350	606	8,14	
HM12250400	400	656	8,03											HM12300400	400	656	8,75	
HM12250450	450	706	8,56											HM12300450	450	706	9,36	
HM12250500	500	756	9,06											HM12300500	500	756	9,95	
HM12250550	550	806	9,62											HM12300550	550	806	10,60	
HM12250600	600	856	10,15											HM12300600	600	856	11,20	
HM12250700	700	956	11,21											HM12300700	700	956	12,40	
HM12250800	800	1056	12,27											HM12300800	800	1056	13,64	
HM12251000	1000	1256	14,39											HM12301000	1000	1256	16,12	
<b>ØD 70 ØAL 60 ØS 30</b>														<b>ØD 70 ØAL 60 ØS 35</b>				
HM13300100	100	390	7,44											HM13350100	100	390	7,65	
HM13300150	150	440	8,11											HM13350150	150	440	8,42	
HM13300200	200	490	8,78											HM13350200	200	490	9,20	
HM13300250	250	540	9,46											HM13350250	250	540	9,98	
HM13300300	300	590	10,14											HM13350300	300	590	10,79	
HM13300350	350	640	10,82											HM13350350	350	640	11,56	
HM13300400	400	690	11,47											HM13350400	400	690	12,32	
HM13300450	450	740	12,17											HM13350450	450	740	13,10	
HM13300500	500	790	12,84											HM13350500	500	790	13,89	
HM13300550	550	840	13,52											HM13350550	550	840	14,63	
HM13300600	600	890	14,17											HM13350600	600	890	15,41	
HM13300700	700	990	15,55											HM13350700	700	990	17,00	
HM13300800	800	1090	16,90											HM13350800	800	1090	18,51	
HM13301000	1000	1290	19,60											HM13351000	1000	1290	21,61	

CILINDRO DOPPIO EFFETTO STANDARD CON ATTACCHI  
DOUBLE ACTING CYLINDER WITH ENDS

HM1

Series M250



Codice Code	K	Z	kg	E BSP	ØP	H	V	M	H1	V1	M1	Code A	Code B	Codice Code	K	Z	kg
<b>ØD 70 ØAL 60 ØS 40</b>														<b>ØD 73 ØAL 63 ØS 40</b>			
HM13400200	200	490	9,88											HM1063400200	200	490	10,08
HM13400250	250	540	10,78											HM1063400250	250	540	10,99
HM13400300	300	590	11,66											HM1063400300	300	590	11,90
HM13400350	350	640	12,56											HM1063400350	350	640	12,81
HM13400400	400	690	13,44											HM1063400400	400	690	13,72
HM13400450	450	740	14,34											HM1063400450	450	740	14,63
HM13400500	500	790	15,19	3/8"	25,4	75	51	65	75	51	65	CSR0010740	CSR0010740	HM1063400500	500	790	15,54
HM13400550	550	840	16,13											HM1063400550	550	840	16,45
HM13400600	600	890	17,00											HM1063400600	600	890	17,36
HM13400700 <b>NEW!</b>	700	990	18,80											HM1063400700 <b>NEW!</b>	700	990	19,19
HM13400800	800	1090	20,57											HM1063400800	800	1090	21,00
HM13401000	1000	1290	24,14											HM1063401000	1000	1290	24,64
<b>ØD 80 ØAL 70 ØS 35</b>														<b>ØD 80 ØAL 70 ØS 40</b>			
HM14350100	100	390	8,66											HM14400100 <b>NEW!</b>	100	390	9,05
HM14350150	150	440	9,50											HM14400150 <b>NEW!</b>	150	440	10,00
HM14350200	200	490	10,30											HM14400200	200	490	10,91
HM14350250	250	540	11,22											HM14400250	250	540	11,90
HM14350300	300	590	12,05											HM14400300	300	590	12,86
HM14350350	350	640	12,89											HM14400350	350	640	13,81
HM14350400	400	690	13,73	3/8"	25,4	75	51	65	75	51	65	CSR0010740	CSR0010740	HM14400400	400	690	14,72
HM14350450	450	740	14,57											HM14400450	450	740	15,67
HM14350500	500	790	15,40											HM14400500	500	790	16,63
HM14350550	550	840	16,24											HM14400550	550	840	17,58
HM14350600	600	890	17,07											HM14400600	600	890	18,53
HM14350700 <b>NEW!</b>	700	990	18,71											HM14400700 <b>NEW!</b>	700	990	20,48
HM14350800	800	1090	20,43											HM14400800	800	1090	22,38
HM14351000	1000	1290	23,77											HM14401000	1000	1290	26,19
<b>ØD 92 ØAL 80 ØS 40</b>														<b>ØD 92 ØAL 80 ØS 50</b>			
HM15400200	200	510	14,08											HM15500200	200	510	15,37
HM15400250	250	560	15,24											HM15500250	250	560	16,76
HM15400300	300	610	16,41											HM15500300	300	610	18,18
HM15400400	400	710	18,66											HM15500400	400	710	20,98
HM15400500	500	810	20,91	1/2"	30,2	83	55	65	83	55	65	CSR0010810	CSR0010810	HM15500500	500	810	23,79
HM15400600	600	910	23,16											HM15500600	600	910	26,60
HM15400700 <b>NEW!</b>	700	1010	25,45											HM15500700 <b>NEW!</b>	700	1010	29,48
HM15400800	800	1110	27,67											HM15500800	800	1110	32,21
HM15401000	1000	1310	32,16											HM15501000	1000	1310	37,82
<b>ØD 105 ØAL 90 ØS 50</b>																	
HM1090500300	300	656	27,11														
HM1090500400	400	756	30,44														
HM1090500500	500	856	33,78														
HM1090500600	600	956	37,11	1/2"	40,2	108	75	85	108	75	85	CSR0010820	CSR0010820				
HM1090500700 <b>NEW!</b>	700	1056	40,44														
HM1090500800	800	1156	43,76														
HM1090501000	1000	1356	50,44														
<b>ØD 115 ØAL 100 ØS 50</b>														<b>ØD 115 ØAL 100 ØS 60</b>			
HM16500200	200	580	27,43														
HM16500250	250	630	29,18														
HM16500300	300	680	30,94														
HM16500400	400	780	34,36														
HM16500500	500	880	37,98	1/2"	40,2	108	75	85	108	75	85	CSR0010820	CSR0010820	HM16600300	300	680	33,15
HM16500600	600	980	41,49											HM16600400	400	780	37,35
HM16500700 <b>NEW!</b>	700	1080	45,10											HM16600500	500	880	41,55
HM16500800	800	1180	48,53											HM16600600	600	980	45,74
HM16501000	1000	1380	55,56											HM16600700 <b>NEW!</b>	700	1080	49,88
														HM16600800	800	1180	54,13
														HM16601000	1000	1380	62,52

MATERIALE TUBO: ACCIAIO S1 52.3 DIN 2393 ISO H9  
TUBE MATERIAL : STEEL S1 52.3 DIN 2393 ISO H9

MATERIALE ASTA: ACCIAIO UNI C45 SAE 1045 CROMO 25 µm ±5 Rating 9 / 200h ISO 10289 - 1999/ISO 9227-NSS  
ROD MATERIAL : STEEL UNI C45 SAE 1045 CHROME 25 µm ±5 Rating 9 / 200h ISO 10289 - 1999/ISO 9227-NSS

CARATTERISTICHE TECNICHE : VEDI PAGINA 36 - TECHNICAL SPECIFICATIONS : SEE PAGE 36